

Energy Management Survey

BSRIA undertook an Energy Management Survey in November 2008; the survey was designed as a self-assessment form measuring a company's commitment, implementation and performance with regard to energy management. All responses were treated with the strictest of confidence and no company names are published. BSRIA would like to thank all those who participated. There were 102 useable responses, which were 35% public sector and 65% private sector.

The three energy management benchmark elements tested were:

- Commitment
- Implementation
- Performance

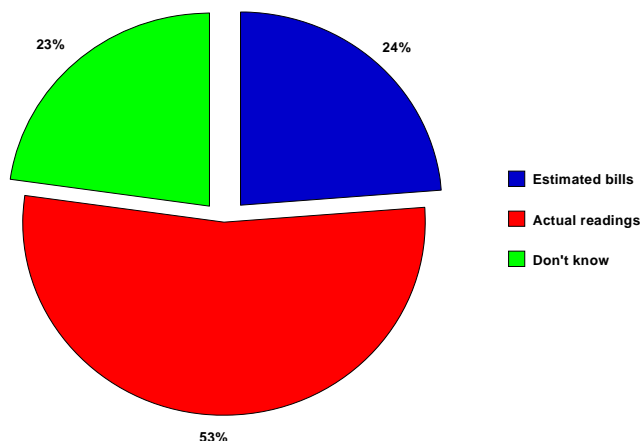
A scale of 1 to 10 was used to score each question; 1 being the lowest score i.e. total dissatisfaction and 10 the highest i.e. total satisfaction and a score of 8 being considered a good score.

Energy Survey results 2008/09

78% of respondents had an energy management policy and just over half had a dedicated 'Energy Manager' allocating at least 80% of their time to energy management. Half of the respondents to this survey were the primary person responsible for their company's energy management.

How bills are paid?

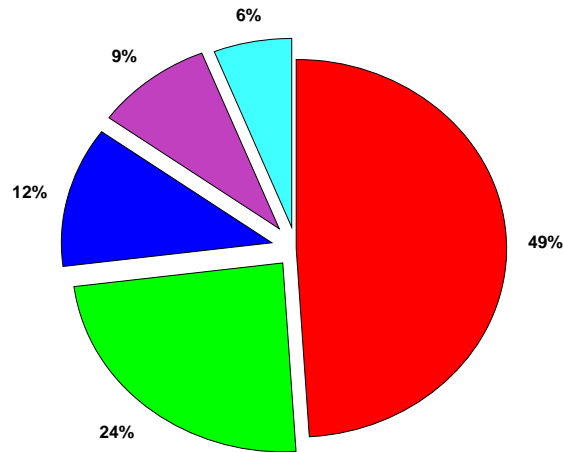
Just over 80% of respondents recorded energy cost data, with over half paying their bills based on actual readings, however, 23% didn't know.



Source: BSRIA

Preparations for the Carbon Reduction Commitment

With the Carbon Reduction Commitment (CRC) becoming mandatory in 2010, for large energy consumers, BSRIA was interested to know how many of the respondents were affected and what steps they were taking to get ready for the schemes introduction. Nearly a quarter were not affected, but almost half were working on measures to reduce energy consumption levels. 9% had a budget for purchasing CRC credits



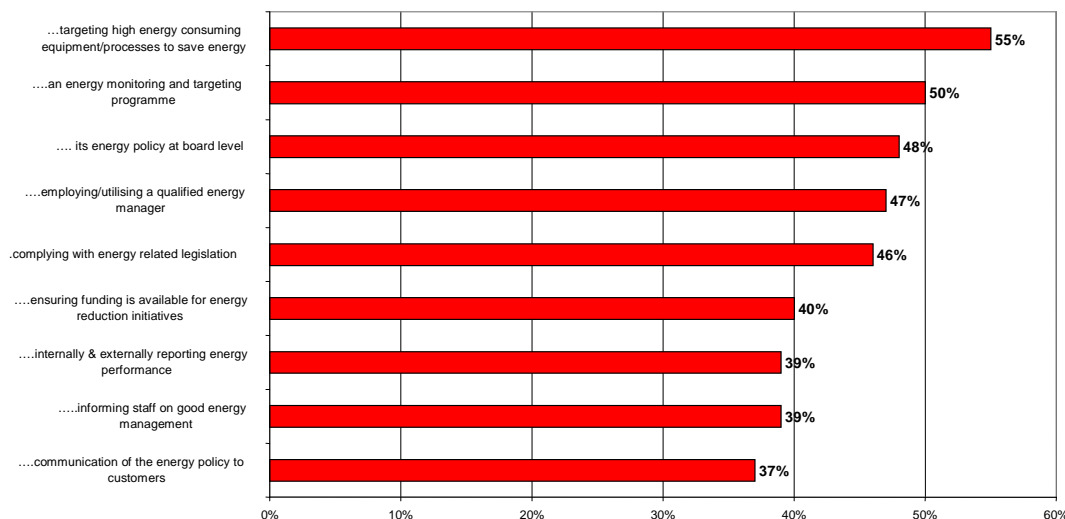
- Working on measures to reduce energy consumption levels
- Not affected
- Don't know what CRC is
- Budget has been put together for purchasing CRC credits
- No preparations are being made

Source: BSRIA

Commitment

There were nine questions in this section all began with, ‘**In your opinion what is your company’s commitment to.....**’ We looked at the averages scoring 8 or more and the mean score for the questions individually. The highest mean score in this section was 7.5, attributed to ‘complying with energy legislation’. The lowest was for ‘communication of the energy policy to customers’.

Commitment averages scoring 8 or more

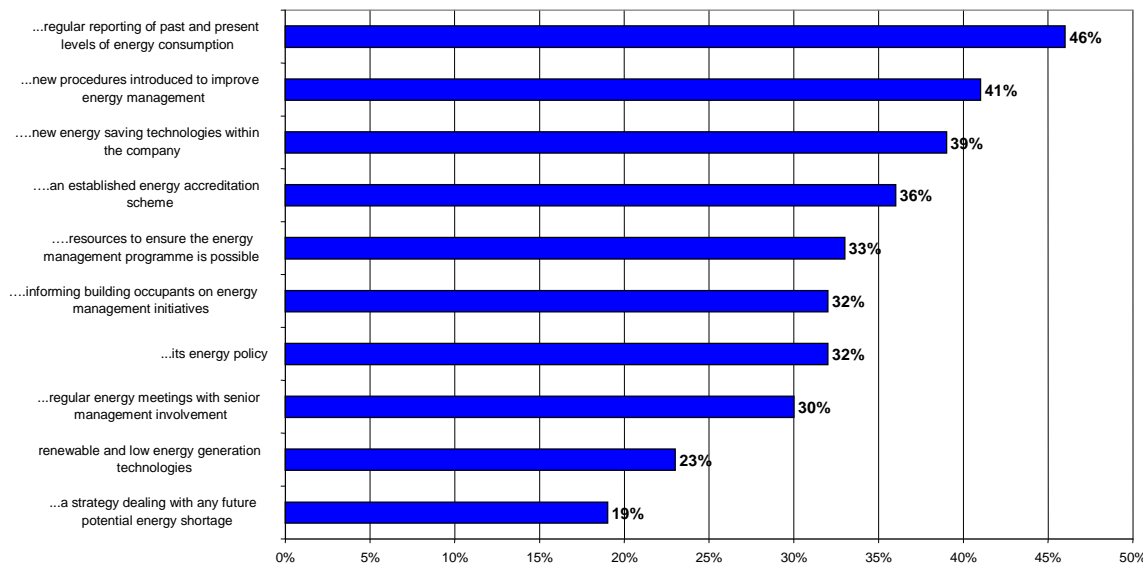


Source: BSRIA

Implementation

There were ten questions in this section all began with the question ‘**In your opinion what is your company’s level of implementation of.....**’. The highest average scoring 8 or more was ‘regular reporting of energy consumption data’ at 46%. The highest mean score of 6.5 was ‘New procedures introduced to improve energy management’. ‘A strategy for dealing with any future energy shortages’ had the lowest average scoring 8 or more at just 19% and also the lowest mean score of 4.9.

Implementation averages scoring 8 or more

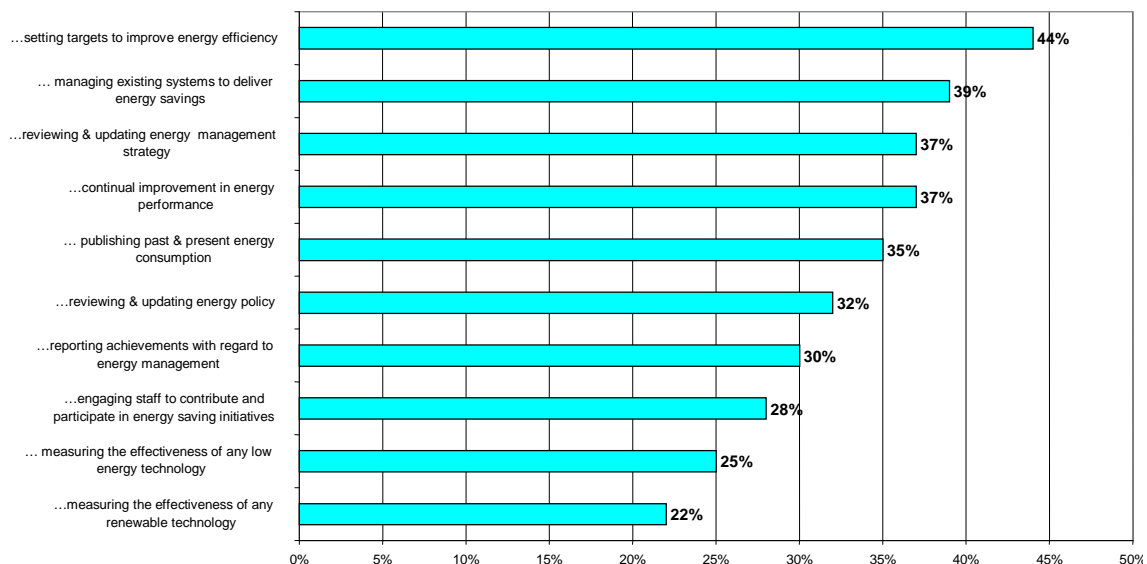


Source: BSRIA

Performance

The ten questions in this section started with the words, ‘**How would you rate your company’s performance on.....**’ The highest average score was for ‘setting targets to improve energy efficiency’ at 44%. The highest mean score was for ‘managing existing systems to improve efficiency’ and the lowest was for ‘measuring the effectiveness of renewable technology’. This also had the lowest average score.

Performance averages scoring 8 or more



Source: BSRIA

Conclusion

Although companies are improving their energy management, it is very clear from this survey there is a lot of room for further improvement across all the elements. As this is the first BSRIA survey of this type, the results create a benchmark to compare with future findings. The survey will be run again toward the end of 2009 and we hope participants will show improvements in all areas of energy management.